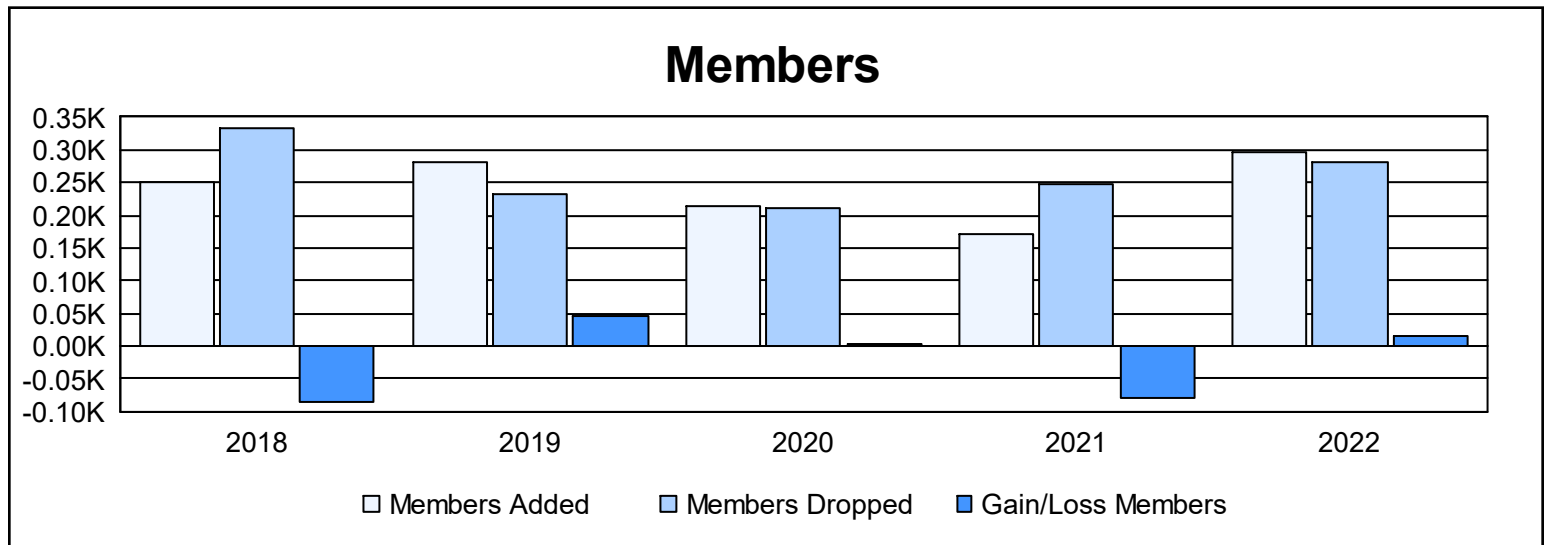
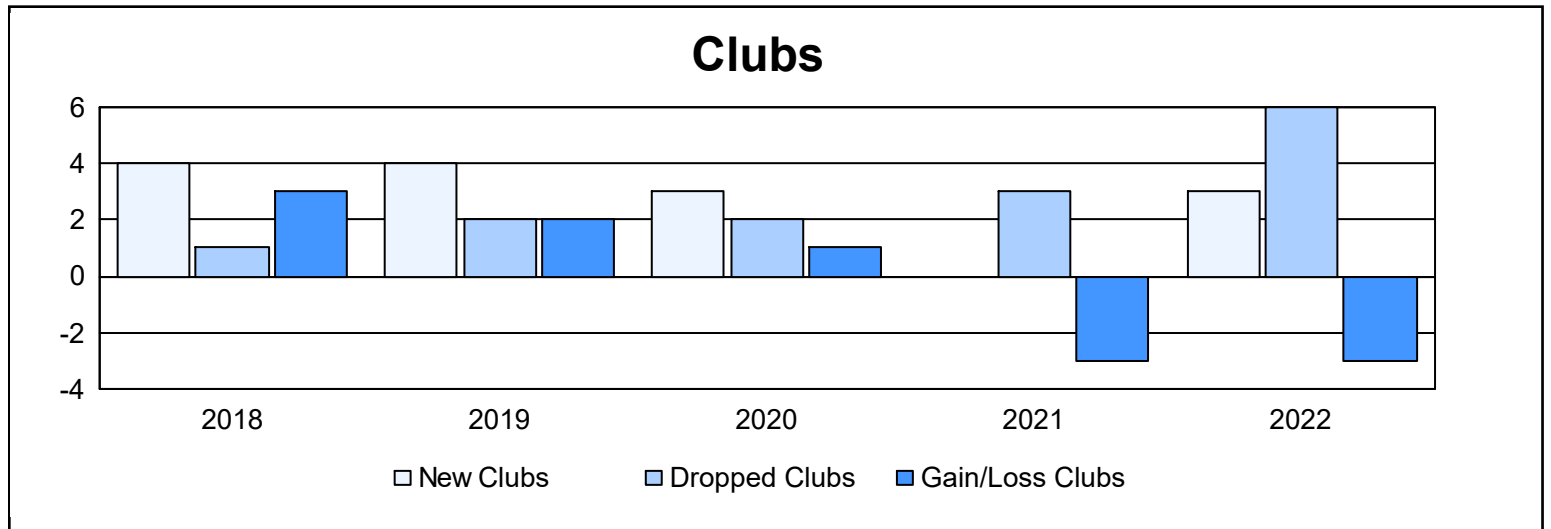
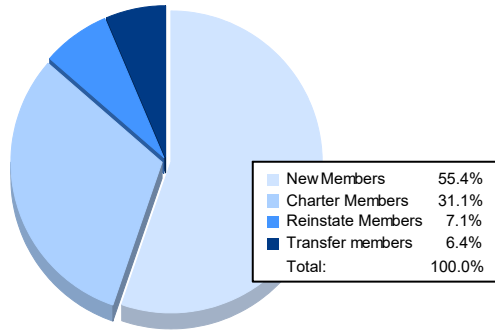


Year	New Clubs	Dropped Clubs	Gain/ Loss Clubs	New Members	Charter Members	Reinstate Members	Transfer Members	Total Member Added	Total Members Dropped	Gain/ Loss Members
2017-2018	4	1	3	130	104	7	9	250	334	-84
2018-2019	4	2	2	158	108	4	10	280	233	47
2019-2020	3	2	1	73	108	25	7	213	211	2
2020-2021	0	3	-3	126	11	26	7	170	248	-78
2021-2022	3	6	-3	164	92	21	19	296	282	14
<b>Average</b>	<b>3</b>	<b>3</b>	<b>0</b>	<b>130</b>	<b>85</b>	<b>17</b>	<b>10</b>	<b>242</b>	<b>262</b>	<b>-20</b>



### Membership Composition June 2022 Cumulative



### Gender Composition June 2022 Cumulative

